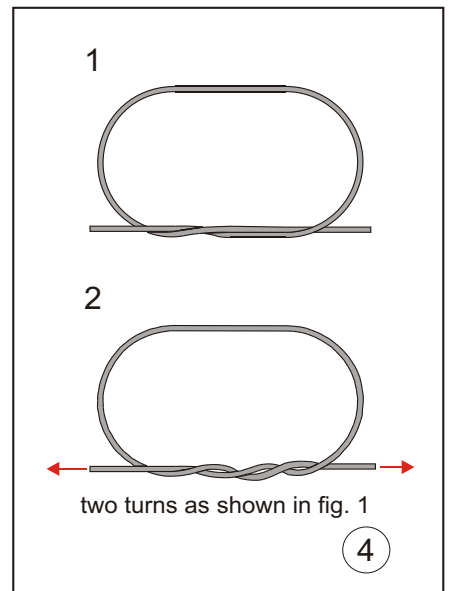
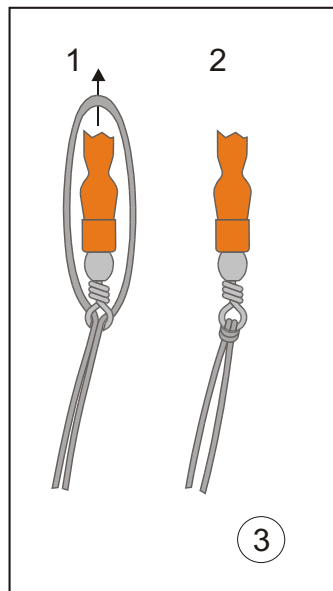
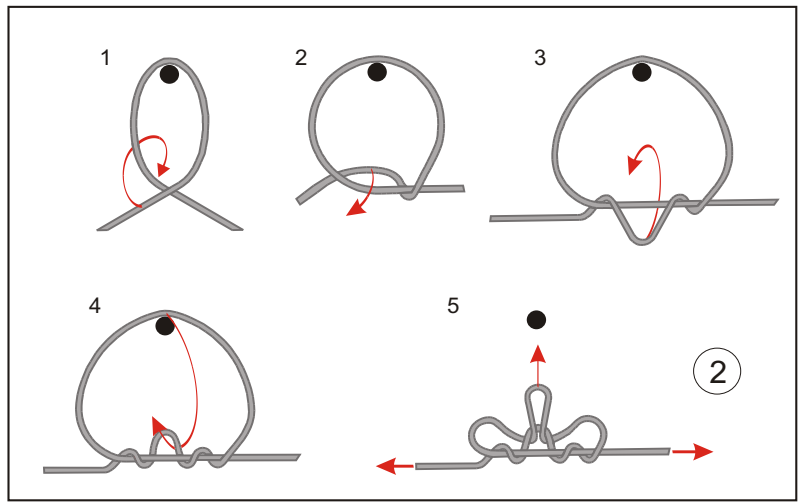
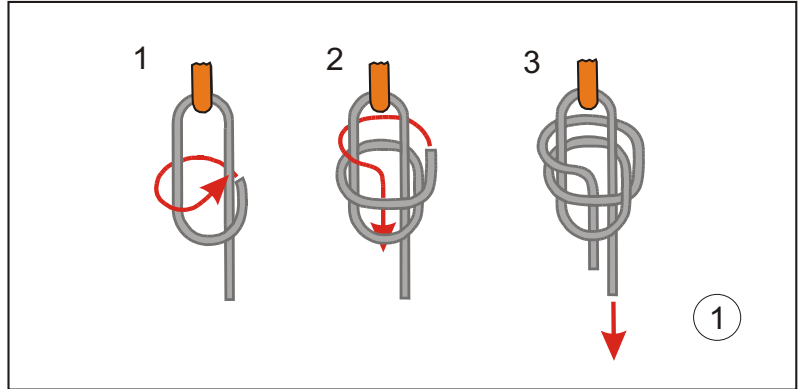
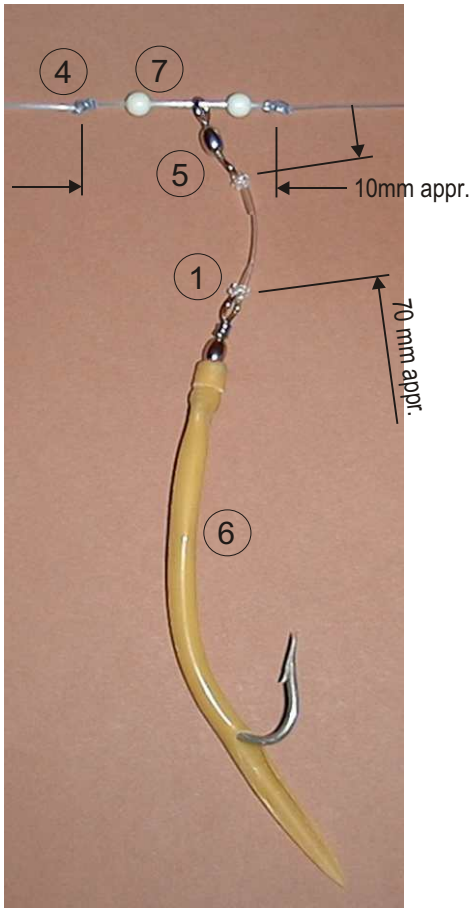
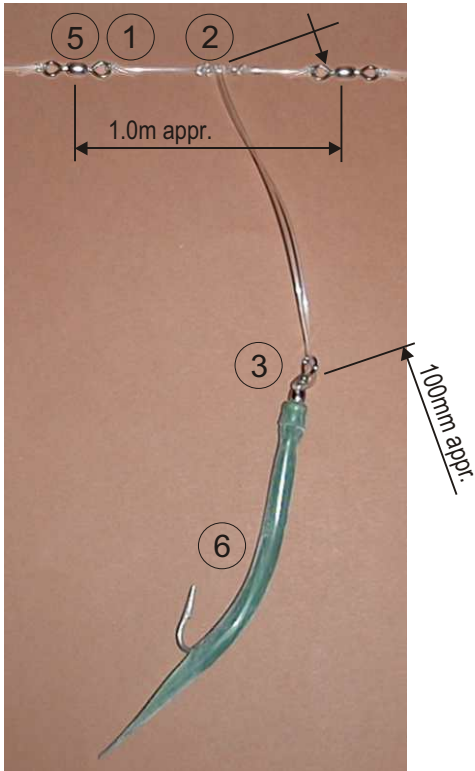


Guidance in rigging the gear



- 1. Knot type 1
- 2. Knot type 2
- 3. Knot type 3
- 4. Knot type 4
- 5. Swivel
- 6. Bait-hook
- 7. Plastic ball

Line used for hook set-ups can vary from 1.0 mm (100 lbs test) to 1.4 mm (150 lbs test) depending on fishery and size of fish which are targeted.

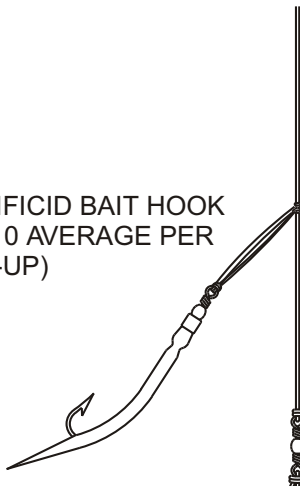
Tlf: +298 33 24 22
 Fax: +298 33 32 22
 e-mail: oilwind@post.olivant.fo
<http://www.oilwind.fo>

P.O. BOX 9
 FO-370 MIDVÁGUR
 FØROYRAR
 (Faroe Islands)


OILWIND
 P.F. J. K. JOENSEN & SONUR

Guidance in rigging the gear

ARTIFICID BAIT HOOK
(8 - 10 AVERAGE PER
SET-UP)



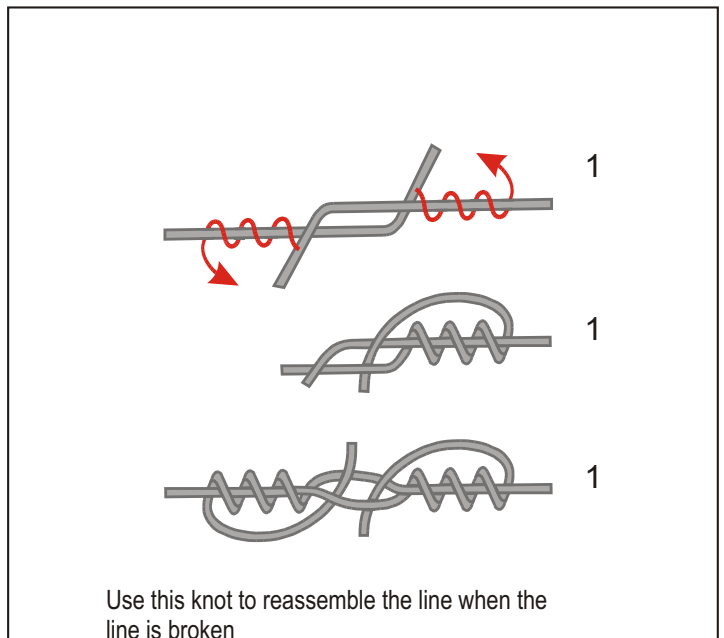
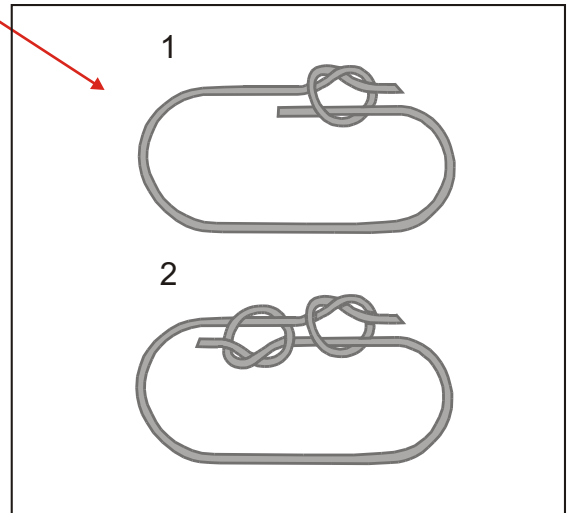
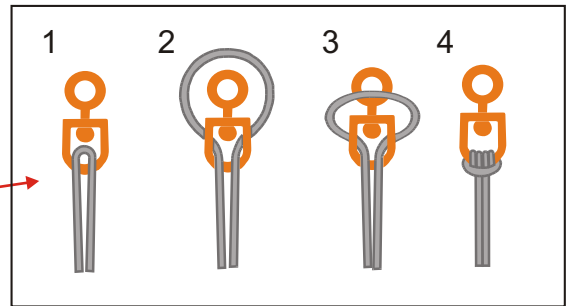
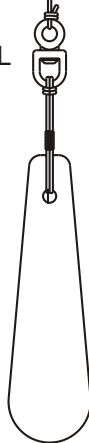
MONOFILAMENT
(100 - 150 LBS TEST)



FLAG SWIVEL

SWIVEL

LEAD SINKER
(WEIGHT 5 - 15 LBS)



The space between each hook depends on the size of the vessel and the fishing conditions. Normal distance is equal to the the distance from the surface to the gunwhale.

Tlf: +298 33 24 22
Fax: +298 33 32 22
e-mail: oilwind@post.olivant.fo
http:// www.oilwind.fo

P.O. BOX 9
FO-370 MIDVÁGUR
FØROYRAR
(Faroe Islands)

OILWIND
Pf. J. K. JOENSEN & SONUR